



DEFY THE FORCE *of* NATURE.

Glenview
DOORS®

GLENVIEWDOORS.COM



I AM THE FORCE OF NATURE.

I AM THE WIND THAT CARVES UP COASTLINES.

THE TORRENT THAT SHAPES DRY LAND

INTO GRAND CANYONS.

THE BITING ICE AND SNOW

THAT MAKES CONTINENTS UNINHABITABLE.

THE BLISTERING HEAT

THAT TURNS FORESTS INTO DESERTS.

THESE ARE MY CONDITIONS.

MY ELEMENTS OF SURPRISE.

MY WRATH.

MY WORLD.

AND I AM BRINGING ALL OF MY FORCE

RIGHT TO YOUR FRONT DOOR.



WIND

My swirling drafts will seep through crevices, diminishing comfort.



HEAT

My brutal temps and UV rays will warp and fade, ruining beauty.



WATER

My soaking rains will leak into fractures, compromising performance.



COLD

My polar vortexes will freeze and condense wood, cracking finishes.

HMM, WHAT IS THIS?
A MODERN WOOD DOOR.
STANDING OUT HERE, ALONE.
WELL, THAT CERTAINLY TAKES SOME GUTS.
OH, I SEE WHAT YOU'VE DONE.
THIS IS NO ORDINARY WOOD DOOR.
CONSTRUCTED WITH EUROTECH™.
LAYERED WITH THICK WOOD STILES AND RAILS.
AN IMPENETRABLE MAHOGANY FINISH THAT DOESN'T CRACK OR WARP.
EXPLAINS WHY YOU'RE SO HEAVY.
SO BEAUTIFUL. SO STRONG.
STRONGER EVEN THAN ME — THE FORCE OF NATURE.
OKAY, I GET IT NOW.
THIS MAY BE MY WORLD.
BUT IT'S YOUR HOUSE.

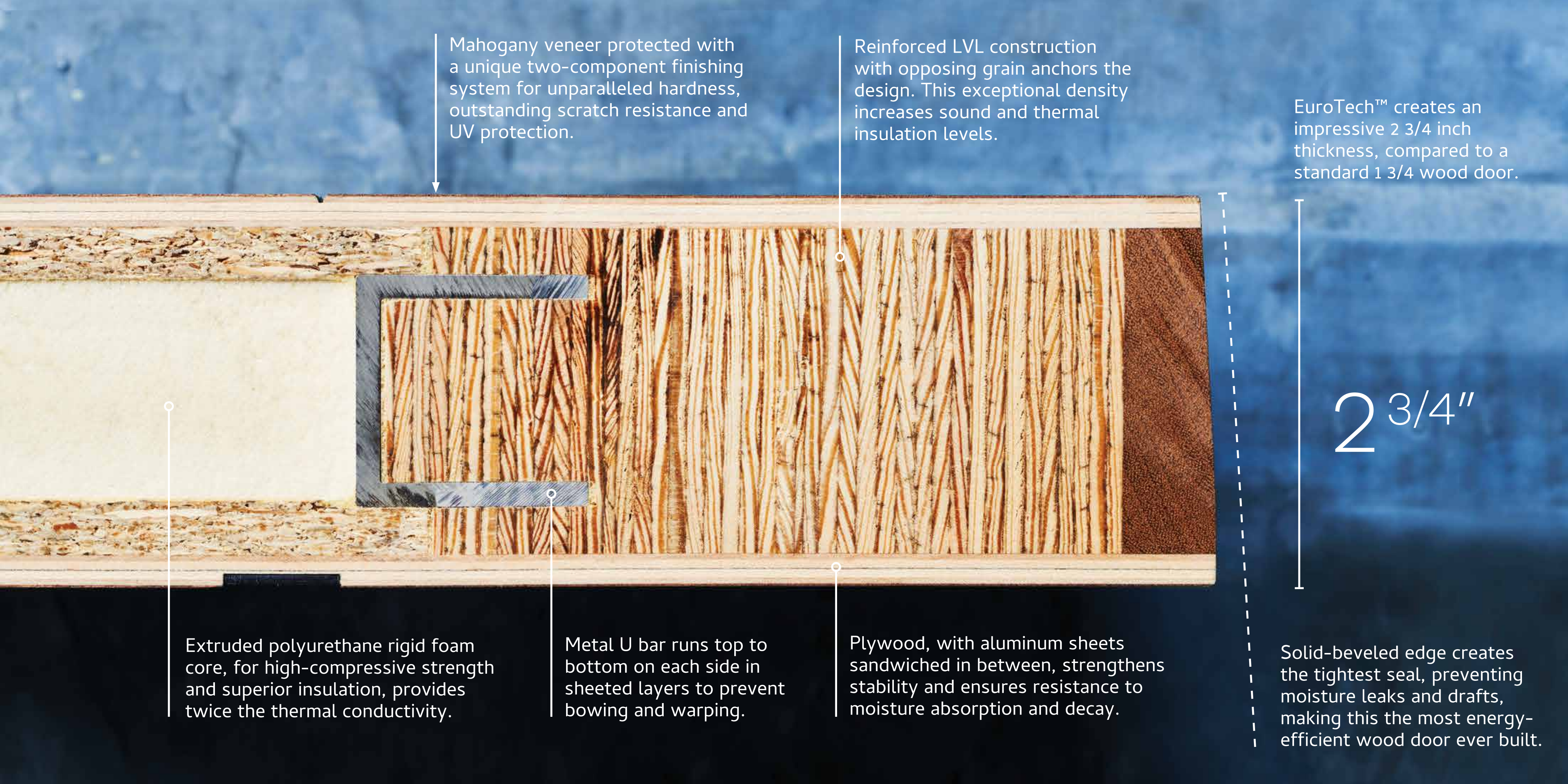




// A MODERN WOOD DOOR WITH A BEAUTY THAT PROVES TIMELESS //

// MODERN EUROTECH™

A Glenview Door never backs down. Some might call it chutzpah. We call it EuroTech™. A proprietary structural innovation we have perfected and made uniquely our own. EuroTech™ is the reason a Glenview modern wood door is the heaviest, thickest solid wood entryway on the market today. And why we can say with confidence: The brilliance doesn't stop at superior construction, as no other wood door on earth can equal the lasting beauty and strength of a Glenview Door.



Mahogany veneer protected with a unique two-component finishing system for unparalleled hardness, outstanding scratch resistance and UV protection.

Reinforced LVL construction with opposing grain anchors the design. This exceptional density increases sound and thermal insulation levels.

EuroTech™ creates an impressive 2 3/4 inch thickness, compared to a standard 1 3/4 wood door.

2 3/4"

Extruded polyurethane rigid foam core, for high-compressive strength and superior insulation, provides twice the thermal conductivity.

Metal U bar runs top to bottom on each side in sheeted layers to prevent bowing and warping.

Plywood, with aluminum sheets sandwiched in between, strengthens stability and ensures resistance to moisture absorption and decay.

Solid-beveled edge creates the tightest seal, preventing moisture leaks and drafts, making this the most energy-efficient wood door ever built.

WHERE OTHER WOOD DOORS WARP AND CRACK, EUROTECH™ STANDS STRONG.





// EUROPEAN CRAFTSMANSHIP MEETS EUROTECH™ CONSTRUCTION //

// TRADITIONAL EUROTECH™


From the outside, a Glenview Door has the sophisticated, high-end appearance of a traditional solid mahogany door. But take a closer look inside. And you'll see an exclusive, thermal-insulating core with engineered stiles and rails constructed to overcome warping, cracking and energy-wasting drafts common in other wood doors. Our state-of-the-art EuroTech™ construction ensures unmatched performance and durability for years to come with minimal maintenance.

Additional flat panel layers of engineered wood are applied to a thickness of 9mm, so panels can be shaped to any style.

Extruded polyurethane rigid foam core, for high-compressive strength and superior insulation, provides twice the thermal conductivity.

Mahogany veneer protected with a unique two-component finishing system for unparalleled hardness, outstanding scratch resistance and UV protection.

LVL construction with opposing grain anchors the revolutionary design to resist wood expansion and contraction caused by temperature fluctuations.



Flat panel with added aluminum barrier sheet improves durability and performance, stabilizes panel and minimizes moisture penetration.

Unlike other traditional wood doors, a Glenview Door does not use “free-floating” panels. Every seam is sealed for stability and protection from cracking, so moisture never seeps into the wood.

This thin yellow insert is no small detail, as it ensures lasting strength and stability and prevents panels from shifting or moving sideways over time.

Solid-beveled edge creates the tightest seal, preventing moisture leaks and drafts, making this the most energy-efficient wood door ever built.

2 3/4"

EuroTech™ creates an impressive 2 3/4 inch thickness, compared to a standard 1 3/4 wood door.



THE FORCE OF NATURE HAS FINALLY MET ITS MATCH.

EUROTECH™ BUILT TO STAND THE TEST OF EONS.

- EuroTech™ construction creates the world's most beautiful and lasting home entryways by combining thermal-insulated core innovations with European craftsmanship, superior raw materials, premium-grade components and thick mahogany.
- EuroTech™ doors provide unmatched weather resistance, maintaining their structural durability in harsh and changing conditions.
- EuroTech™ adds nearly two inches of additional thermal thickness to achieve a rating to be among the best, if not the best, for energy efficiency. Our flush, seamless-fitting doors are versatile and create very energy efficient entryways.
- EuroTech™ doors are extraordinarily resistant to common problems associated with typical wood doors, such as warping, cracking and splitting over time.
- EuroTech™ doors need far less maintenance as they are built to retain their strength, beauty and performance from installation through decades of daily use.
- EuroTech™ doors are designed to meet every architectural plan, available in modern, traditional and custom pivot wood doors, with over 150 of our premium models in-stock and available for on-time delivery.



BEAUTY IN STRENGTH COMES IN MANY COLORS.

Beauty begins with our careful selection of the finest woods. The wood is then kiln dried and sanded to exacting specifications. We color match each door manually prior to assembly. Then add the additional strength of a multi-step, hand-applied European exterior finish, using the highest-rated UV protective coatings. With minimal care, the beautiful color of a Glenview finished mahogany door will maintain its exquisite strength, defying The Force of Nature for generations to come.

UNLOCKING THE SECRETS OF SECURITY AND PERFORMANCE.

Our mission to create beauty in strength goes even deeper than European craftsmanship, heavy wood structures and finished, weather-resistant mahogany. EuroLock is our signature multi-point locking system available in a range of finishes. This advanced locking technology is designed to secure the door tightly to the frame for a stronger, more secure, airtight seal, further improving insulation and protecting the wood from warping and cracking.



Crafted with high-tensity steel for sleek, unrivaled security and ultra-quiet opening and closing. EuroLock features a double key turn with adjustable DIN direction. In a myriad of elegant designs with your choice of locking mechanisms, including hooks, roller, round-bolts, latch-bolts, tongues, shoe-bolts or a combination, and a variety of backsets and centre distances.

A detailed close-up photograph of a door's edge. On the left, a wooden door frame is visible. A metal strike plate is mounted on the edge of the door, with a small metal pin protruding from it. Below the strike plate, a hinge mechanism is shown, consisting of a metal plate with a central opening and a small metal pin. The background is a blurred outdoor scene with green grass and a blue sky.

LUXURY PERFORMANCE YOU SEE
AND FEEL BUT DO NOT HEAR.

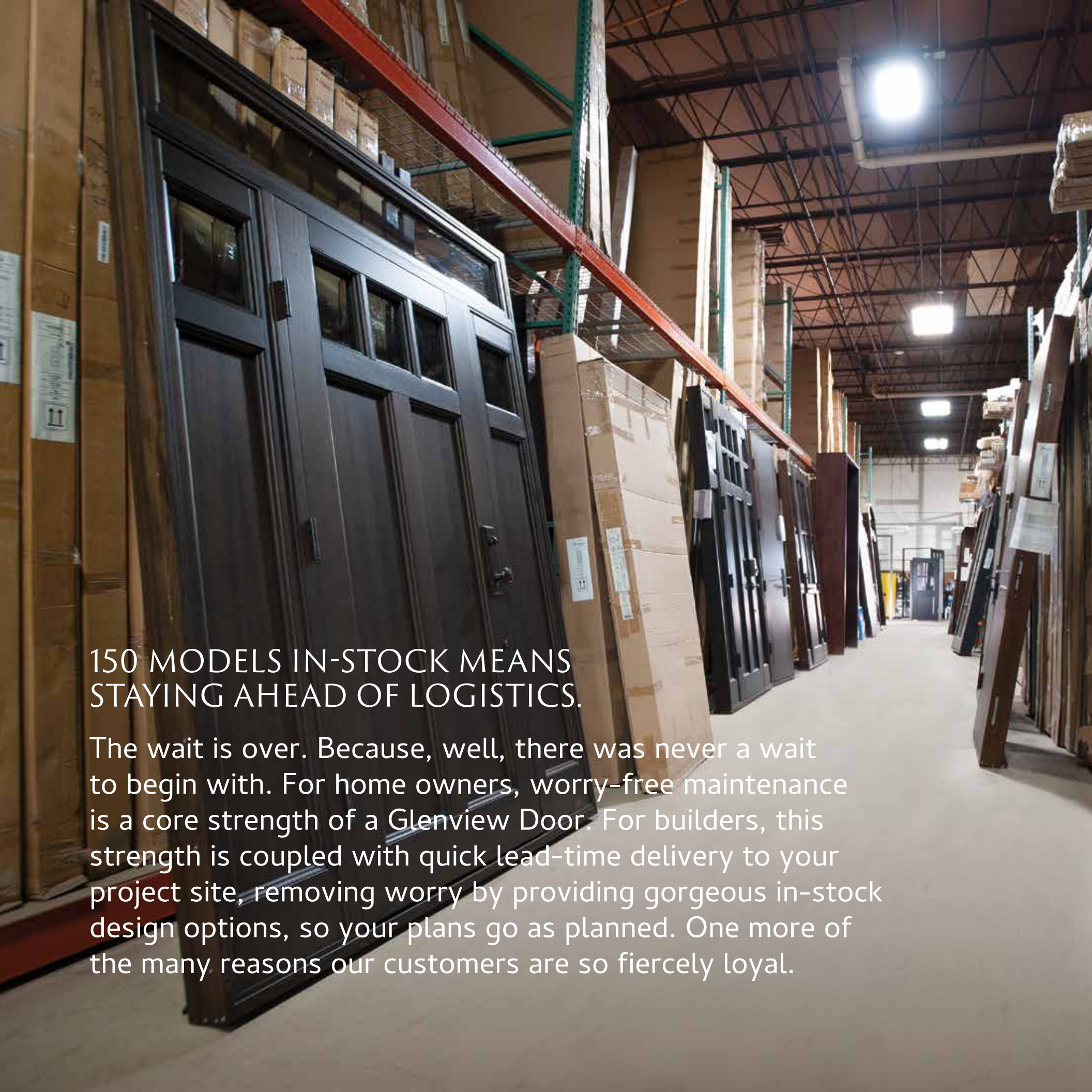
A front door is a home's first impression. A structural statement keenly observed as visitors wait for entry. The aesthetic mood set for the rest of the house. There is the defining look of a Glenview Door. There is also the feel. The ease and smoothness of movement for such a thick, heavy door. And the quietness. The luxury hardware performing in beautiful silence.

We adhere to the highest standards, using our own exclusive heavy-duty ball bearing patina coated brass hinge with a steel pin. Architecturally proportioned, this 4" straight-angle design boasts the finest quality, whether you choose a regular hinge or fully hidden and adjustable concealed hinge.

An aerial, top-down view of a dense forest of evergreen trees, likely spruce or fir, showing their characteristic conical shapes and vibrant green foliage. The perspective is from directly above, creating a pattern of tree tops across the frame.

// SUPERIOR ENERGY-EFFICIENCY. ARRIVING JUST IN TIME FOR THE FUTURE //

EuroTech™ maintains a thick, thermal boundary resistant to warping. This innovation contributes to the impressive, heavy weight of our doors. When combined with the impenetrable, flush structure, this technology leads to the highest-rated energy standard among all wood doors. The insular strength of EuroTech™ provides a decades-long advantage for builders and homeowners by lowering annual energy bills and any additional maintenance costs over time. The perfect entrance for every modern building project, Glenview Doors stop even the slightest breezes from entering or escaping the home. Keeping everyone inside comfortable from one season — and generation — to the next.



150 MODELS IN-STOCK MEANS STAYING AHEAD OF LOGISTICS.

The wait is over. Because, well, there was never a wait to begin with. For home owners, worry-free maintenance is a core strength of a Glenview Door. For builders, this strength is coupled with quick lead-time delivery to your project site, removing worry by providing gorgeous in-stock design options, so your plans go as planned. One more of the many reasons our customers are so fiercely loyal.

INSTANT GRATIFICATION COMES IN 150 STYLES.

Always welcoming. Always available. Our in-stock collection spans modern to classic. Each pre-finished, pre-hung wood entryway, an elegant, magnificent design, offering architects, builders and homeowners the finest European craftsmanship. Each design, beautifully constructed with EuroTech™ and ready to make a statement in your home today.



GD-EMD-B1W 2SL:
Mahogany - Walnut



GD-823PT 2SL-F:
Mahogany - Walnut



GD-EMD-711W 2SL:
Mahogany - Espresso



GD-EMD-B1T:
Oak - Light Loft



GD-EMD-715T:
Oak - Grey Oak



GD-EMD-C2T:
Mahogany-Walnut



GD-004PT 2SL:
Mahogany - Espresso



GD-202PW 2SL:
Mahogany - Espresso



GD-112PT 2SL:
Mahogany - Walnut



GD-651 PW:
Mahogany-Walnut



GD-104 PW :
Mahogany-Espresso



GD-113 PT:
Mahogany-Walnut

CUSTOMIZE ANY DOOR INTO A WONDROUS REALITY.



THE DESIGN FREEDOM TO MAKE EVERY EUROTECH™ DOOR A PERSONAL MASTERPIECE.

Bring us your dreams, your sketches, your design intuitions and we will work with you to make them a reality. No door is too complex. For our team of craftsmen, it's not a challenge. It's a dare.

OUR CUSTOM EUROTECH™ DOORS ARE TRULY CUSTOM.

We can build to any design specification in any size. Start with the wood of your choice and spec everything down to the shape, size, finish, texture, hardware and detailing. Incorporate glass panels and stainless steel inserts for an ultra-contemporary look, or stick with thick, solid wood veneers for an organic modern vibe. Combining the skill of European artistry with innovative construction technologies, we can tailor every aspect of a door's design to suit your discerning tastes and sophisticated specifications.



GD-EMD-004W 2SL CST:
Mahogany - Espresso



GD-EMD-A4T 2SL CST:
Oak - Light Loft



GD-EMD-A4 1SL CST:
Mahogany - Earth



GD-201P 2SL TR CST :
Mahogany-Custom Painted



GD-801 PW DD CST:
Mahogany - Custom Painted

IT'S BOTH A BEAUTY, AND A BEAST.



EXPERIENCE THE JAW-DROPPING PRESENCE OF A GLENVIEW PIVOT DOOR.

Towering at the impressive height of up to 10 feet. With a width spanning as great as 5 feet. Differentiated by double-rabbeted jambs to create a superior and lasting airtight seal. This jamb construction combined with our pivot hinges and multi-point locking mechanism is why our pivot collection stands out from all others. A performance noted every time you open or close one of our custom-built pivot doors. A Glenview Pivot Door doesn't just turn heads. It practically spins them off a visitor's shoulders.



PVT-004-2SL18: 48x96
Mahogany - Espresso



PVT-A4-SLS14: 48x96
Mahogany - Walnut



PVT-715-2SL18: 48x96
Oak - Light Loft



PVT-A5-2SL18: 48x96
Oak - Light Loft



PVT-A4-2SL18: 48x96
Mahogany - Walnut



PVT-B1-2SL18: 48x96
Mahogany - Walnut

ONE COULD SAY WE'RE A LITTLE OBSESSED WITH DETAILS.

Our massive pivot doors are customized down to the tiniest detail, starting with how we craft each unique slab to precise specifications so not a millimeter of performance is compromised. Let's say you want to build a spectacular new desert home and you imagine a giant pivot door built of solid wood and covered top to bottom with aluminum cladding. A powerful modern door standing ten feet tall and an astonishing five feet wide and featuring unprecedented thermal performance made possible by our EuroTech™ construction. Such a magnificent door may be beyond your wildest dreams. But it is certainly not beyond our capabilities.

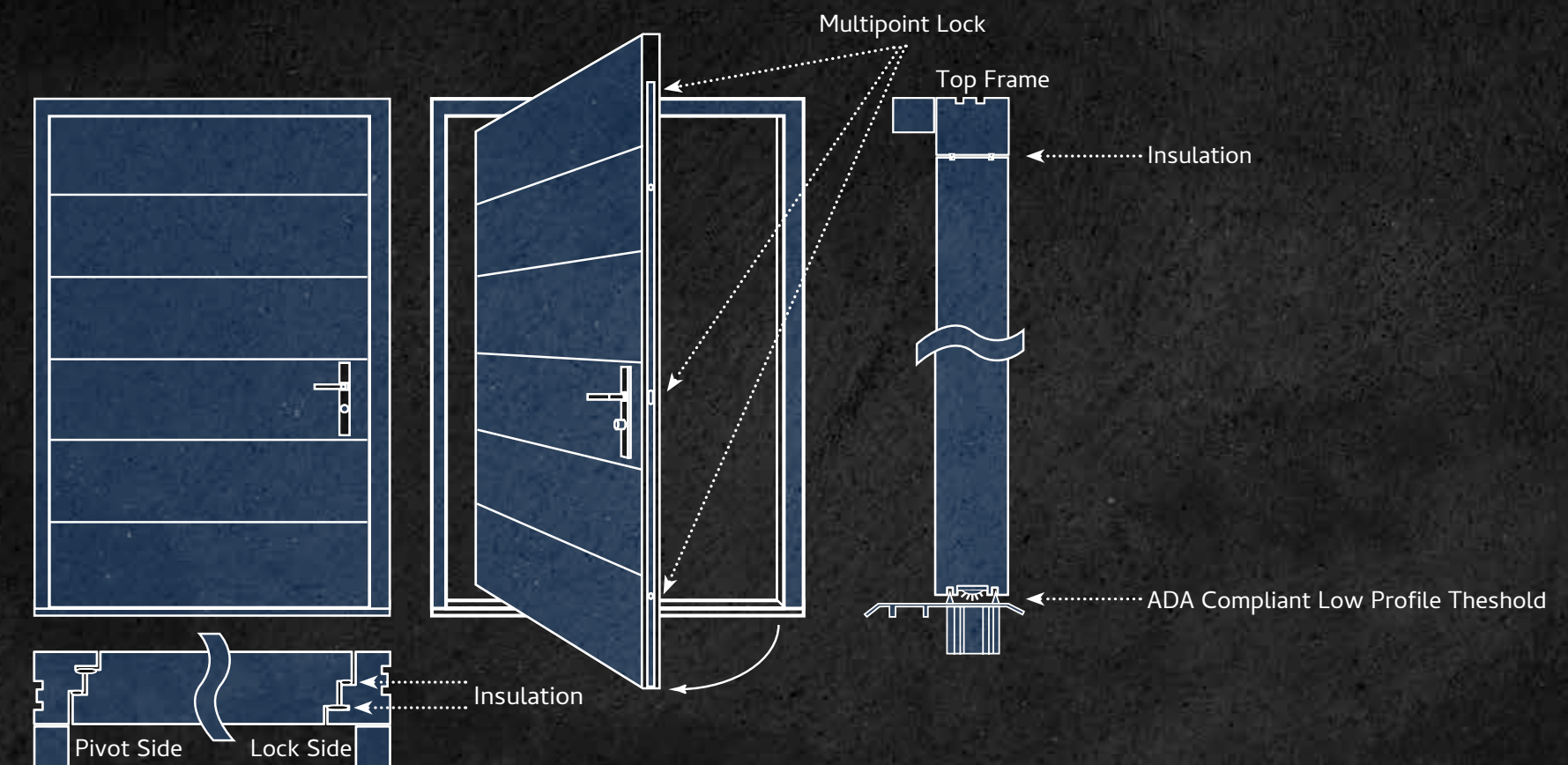


LET'S TALK A LITTLE MORE ABOUT THAT DOUBLE-RABBETED JAMB, SHALL WE?

Our pivot doors are built with a double-rabbeted jamb on each side of the door. This integrated system (an actual custom structure) generates a tighter, more proper seal. As opposed to others who repurpose a slab door with hardware on top — neither element meant to be a true pivot door in the first place. Double-rabbeted jambs are built with two right-angle cuts. The right-angle cuts come together when the door closes to provide an airtight seal and superior insulation.

THE FRITSJURGENS PIVOT HINGE. OUR LITTLE SECRET FOR CREATING A SMOOTH, LIGHT-TO-THE-TOUCH MOTION IN EVERY BEHEMOTH DESIGN.

Glenview Doors only use FritsJurgens Pivot Hinges. When combined with unique double-rabbeted joints on the pivot slab and pivot jamb, our cutting-edge hinges deliver outstanding pivot door performance and movement, securing, controlling and stabilizing every part of the door movement for both light and heavy pivot doors. The ability to position this revolutionary M+ pivot system — ranging between 40mm and 70mm from the door's side — reduces unused space while retaining the beautiful, distinctive pivot door experience.



NATURE HAS ITS FORCE. NOW YOU HAVE YOURS.

EuroTech™ construction is unmatched in the industry. Ensuring that your Glenview Door withstands the elements and looks great in doing so. Balancing form and fashion to create sleek, stylish, timelessly appealing entryways. Crisp, narrow lines. Large, uninterrupted glazed openings. Precise horizontal and vertical alignments. Encompassing oversized door systems, flush doors, and floating paneled structures. A craftsmanship, combined with rich, carefully selected solid hardwoods at affordable prices, create a centerpiece for modern construction that today's leading architects and builders hang their reputations on.

We invite you to explore a few select projects and see how a Glenview Door beautifully integrates into a stunning architectural plan. These are the lucky ones, those homes that inspire under-the-breath whispers from passersby, "Wow, that is one good-looking door." Every Glenview Door stands out among the building crowd, even as they stand strong against The Force of Nature.

Explore our portfolio of Beauty in Strength at [GlenviewDoors.com](https://www.glenviewdoors.com)
Or check out our Instagram: [@glenviewdoors](https://www.instagram.com/glenviewdoors)



// MODERN AND PIVOT ENTRY DOORS //



Model: PIVOT #PVT-B3
Finish: Mahogany - Espresso



Model: PIVOT #PVT-715
Finish: Oak - Espresso



Model: PIVOT #PVT-B4
Finish: Mahogany - Espresso



Model: GD-EMD-716W
Finish: Oak - Grey Oak

// TRADITIONAL AND CRAFTSMAN ENTRY DOORS //



*Model: GD-004 PW2SL
Finish: Mahogany - Espresso*



*Model: GD-802 PT2SL
Finish: Mahogany - Espresso*



*Model: GD-112PW
Finish: Mahogany - Espresso*



*Model: GD-201 PT2SL
Finish: Mahogany - Espresso*



// WOOD CRAFTSMANSHIP FORGED BY SCIENCE //

As a designer, builder, architect or discerning homeowner who strives for perfection, you recognize the importance of details, meticulousness and doing things right. EuroTech™ (Euro Technology) is anchored in the scientific due diligence required to construct an inner-wood core capable of creating an impenetrable boundary of thermal insulation, layered with thick European mahogany and protected by UV resistant furniture-grade finishes. Within every perfectly cut angle and precisely engineered edge is the expression of beauty in strength enabled by the hands of artisans fully dedicated to their craft. All of which lead to the most compelling of conclusions — A Glenview Door is the only wood door in the world built to outlast time itself.



From the very first day, when we opened our own front door, our focus at Glenview Doors has been to create next-generation wood doors capable of delivering exceptional beauty and strength. Architects, builders and homeowners can now see and feel this dedicated effort in every Glenview Door we construct with EuroTech™. This exclusive building technology is proving to be a game changer in the wood door category.

Admittedly, we've taken great pride in the development of EuroTech™ as it means less worry for builders and less hassle for homeowners. Delivering lasting durability, thermal superiority and premium beauty, across modern, traditional and even custom pivot wood doors.

We are excited to bring EuroTech™ into homes and new construction projects across America, as it reaffirms our passion for building best-in-class wood doors for every customer.

Thank you for learning about our EuroTech™ doors. If you have any questions or requests, please reach out to our Glenview Doors team or contact one of our local dealers. We are always happy to share our knowledge of how EuroTech™ enhances the beauty and strength of every home entryway.

Best,

Greg Wozniak, President and Founder and the Glenview Doors Team