

# OPEN SPACES





 MADE FOR LIVING



LIVE MORE IN THE WORLD AROUND YOU

ABOUT  
**LaCANTINA DOORS**

**LaCANTINA** IS A PIONEER IN DESIGNING AND MANUFACTURING LARGE OPENING DOOR SYSTEMS. DEDICATED TO CREATING PRODUCTS THAT OPEN SPACES, OUR FOCUS IN DEVELOPING AND REFINING THESE PRODUCTS HAS RESULTED IN THE MOST INNOVATIVE AND COMPREHENSIVE RANGE OF DOORS AND WINDOWS AVAILABLE.

USING THE SAME SIGNATURE PROFILES, OUR **FOLDING, SLIDING** AND **SWING** SYSTEMS PROVIDE A **PERFECT MATCH** FOR A **COMPLETE DOOR PACKAGE**. ARCHITECTS, HOMEOWNERS AND BUILDERS ARE FREE TO INNOVATE THEIR SPACE WITH THE SAME QUALITY, PERFORMANCE AND VALUE.

DESIGNED AND **MADE IN CALIFORNIA**, **LaCANTINA DOORS** HAVE CONTRIBUTED TO AWARD-WINNING PROJECTS RANGING FROM RESIDENTIAL, RETAIL, COMMERCIAL, EDUCATION FACILITIES, RESORTS AND MORE. BACKED BY AN INDUSTRY LEADING WARRANTY, OUR PRODUCTS ARE THE PREFERRED CHOICE WHEN IT COMES TO OPENING SPACES.

WHY LaCANTINA DOORS



**ENHANCED** LIFESTYLE

WHETHER FOLDING OR SLIDING, **LaCANTINA DOORS** CREATE A HEALTHIER MORE COMFORTABLE ENVIRONMENT WITH NATURAL LIGHT AND OPEN AIR, COMPLETELY TRANSFORMING SPACE FROM THE INSIDE OUT. OPEN UP A LIVING ROOM OR KITCHEN TO CONNECT TO THE OUTDOORS AND ENTERTAIN.

**PERFECT** MATCH

OUR SIGNATURE DOOR PANELS ARE UTILIZED THROUGHOUT OUR FOLDING, MULTI SLIDE AND SWING DOOR PRODUCT RANGE, CREATING A **COMPLETE** AND **PERFECTLY MATCHING** PACKAGE FOR ALL OPENINGS.

**VISUALLY APPEALING**  
DESIGNS

MINIMAL, CLEAN DESIGNS ALLOW FOR PANELS TO STACK IN ALIGNMENT WHEN OPEN. OUR NARROW STILES AND LOW PROFILE RAILS CREATE SYMMETRY AND ALLOW MORE GLASS FOR NATURAL LIGHT. OUR PRODUCTS PROVIDE THE PREFERRED AESTHETIC AMONG ARCHITECTS AND DESIGNERS OR ANYONE WITH AN APPRECIATION FOR DETAIL.

**COMPREHENSIVE RANGE**

AS A SINGLE SOURCE MANUFACTURER WE OFFER THE MOST DIVERSE RANGE OF OPEN SPACE PRODUCTS FOR ANY ARCHITECTURAL STYLE IN ANY ENVIRONMENT. WITH A WIDE SELECTION OF MATERIAL OPTIONS AND PERFORMANCE LEVELS WE CAN MEET THE NEEDS OF ANY COMMERCIAL OR RESIDENTIAL PROJECT, LARGE AND SMALL.

**INNOVATION**

OUR EXPERIENCE SPECIALIZING IN THE DEVELOPMENT AND REFINEMENT OF PRODUCTS THAT **OPEN LARGE SPACES** HAS GIVEN US AN INTIMATE UNDERSTANDING OF HOW TO CREATE THE MOST INNOVATIVE DOOR SYSTEMS IN THE WORLD. FROM DOOR AND WINDOW COMBINATIONS, ZERO POST CORNERS, INTEGRATED SCREENING SOLUTIONS AND HURRICANE RATINGS, OUR FORWARD THINKING AND CREATIVE NATURE ALLOWS US TO OFFER THE MOST UNIQUE, FUNCTIONAL AND HIGH PERFORMANCE OPTIONS OF ANY FOLDING AND SLIDING DOOR.

**QUALITY & VALUE**

OUR MANUFACTURING FACILITY DEDICATED TO MAKING LARGE DOOR SYSTEMS ALLOWS US TO PROVIDE HIGH QUALITY PRODUCTS. ADVANCED LEAN MANUFACTURING PRACTICES AND QUALITY ASSURANCE PROGRAMS ENSURE THE BEST QUALITY AND CONSISTENCY, WHILE EXTENSIVE AIR, WATER, STRUCTURAL AND THERMAL TESTING CERTIFIES WE OFFER THE PROTECTION A HOME NEEDS.

MOST IMPORTANT IN OUR DESIGN PHILOSOPHY IS TO INCORPORATE THE ESSENTIAL ELEMENTS AND FEATURES IN OUR PRODUCTS THAT MATTER TO THE END USER. AS A RESULT, WE PRODUCE THE BEST QUALITY DOORS SYSTEMS OFFERING THE BEST VALUE.

**SUPPORT & WARRANTY**

OUR KNOWLEDGEABLE AND EXPERIENCED STAFF OFFERS GUIDANCE IN CHOOSING THE CORRECT PRODUCT AND ARE ALWAYS READILY AVAILABLE FOR TECHNICAL SUPPORT. WITH AN ESTABLISHED BASE OF DEALERS AND CERTIFIED INSTALLERS ACROSS THE US AND BEYOND, ASSISTANCE IS AVAILABLE AT ANY TIME WHEREVER IT IS NEEDED. ALL **LaCANTINA** PRODUCTS ARE BACKED BY OUR INDUSTRY LEADING 10 YEAR WARRANTY.



# A CHANGE OF SPACE





**DOOR & WINDOW**  
APPLICATIONS

**LaCANTINA** OFFERS A DYNAMIC AND LIFESTYLE CHANGING SOLUTION THAT TRANSFORMS RESIDENTIAL AND COMMERCIAL SPACES IN ANY ENVIRONMENT OR CLIMATE. FROM CONTEMPORARY TO TRADITIONAL, URBAN TO RURAL, FROM THE COASTLINE TO THE MOUNTAINS, **LaCANTINA DOORS** WILL ENHANCE ANY ARCHITECTURAL STYLE.

**RESIDENTIAL**

**LaCANTINA** SYSTEMS CREATE AN INDOOR OUTDOOR LIVING EXPERIENCE IN ANY HOME, ANYWHERE, PROVIDING AN ENVIRONMENT OF OPEN SPACES.

**RESTAURANTS & RETAIL**  
STOREFRONTS

**LaCANTINA DOORS** PROVIDE A UNIQUE OPPORTUNITY FOR BUSINESS OWNERS TO ATTRACT CUSTOMERS AND MAXIMIZE COSTLY COMMERCIAL SPACE. WHETHER CREATING AN ALFRESCO DINING EXPERIENCE OR CAPTURING A SHOPPER'S ATTENTION, **LaCANTINA DOORS** ARE A DRAMATIC DESIGN ELEMENT.

**RESORT & HOSPITALITY**

A **LaCANTINA** SYSTEM OFFERS ENDLESS POSSIBILITIES FOR RESORT AND HOSPITALITY PROPERTIES BY OPENING GUEST ROOMS, SUITES & VILLAS, OUTDOOR CABANAS AND EVEN HIGH RISE BALCONIES TO OUTDOOR RECREATION AREAS, POOL VIEWS AND SPECTACULAR SUNSETS FOR AN ENHANCED GUEST EXPERIENCE.

**EDUCATION & LIBRARIES**


A **LaCANTINA** SYSTEM MAKES BETTER USE OF INTERIOR SPACES OR CAN CREATE LARGE OPEN SPACES FOR SCHOOLS, LIBRARIES, CAMPUSES AND MUSEUMS. TRANSFORMING ONE LARGE OPEN ROOM TO MULTIPLE CLASS ROOMS OFFERS A FLEXIBLE MULTI-PURPOSE INTERIOR SOLUTION.

**INTERIOR** DIVIDERS

A **LaCANTINA** SYSTEM IS IDEAL FOR COMMERCIAL OR RESIDENTIAL INTERIOR APPLICATIONS. OUR FLUSH GUIDE TRACK ALLOWS FOR A SMOOTH TRANSITION BETWEEN ROOMS, OFFICES, CONFERENCE ROOMS AND MEETING ROOMS.



INNOVATING OPEN SPACES



**MATERIAL TYPES**

**LaCANTINA** OFFERS THE WIDEST RANGE OF MATERIAL OPTIONS ACROSS OUR FOLDING, SLIDING AND SWING SYSTEMS.

**ALUMINUM**

THE **ALUMINUM** SYSTEM'S CLEAN DESIGN FEATURES A 2 3/4" NARROW STILE AND RAIL PROFILE, ALLOWING FOR MORE GLASS AND LIGHT. THE **ALUMINUM** SYSTEM IS PERFECT FOR RESIDENTIAL AND COMMERCIAL PROJECTS IN MODERATE CLIMATES OR AS AN INTERIOR SPACE DIVIDER.

**ALUMINUM THERMALLY CONTROLLED**

THE **ALUMINUM THERMALLY CONTROLLED** SYSTEM IS THE RESULT OF AN EXTENSIVE DESIGN PROCESS FOCUSED ON ENERGY EFFICIENCY, STRUCTURAL INTEGRITY AND VERSATILITY. THE **ALUMINUM THERMALLY CONTROLLED** SYSTEM FEATURES A NARROW 2 15/16" STILE AND RAIL PROFILE WITH THERMAL BREAKS THROUGHOUT FOR IMPROVED PERFORMANCE. OUR PROPRIETARY CORE AND FASCIA DESIGN ALLOWS SPLIT FINISH COLOR OPTIONS FOR THE INTERIOR AND EXTERIOR PROVIDING MAXIMUM DESIGN FLEXIBILITY.

**CONTEMPORARY CLAD**

THE **CONTEMPORARY CLAD** BOASTS STYLE WITHOUT COMPROMISING PERFORMANCE. FEATURING A LOW MAINTENANCE ALUMINUM EXTERIOR WITH MULTIPLE PROFILE DESIGNS AND THE NATURAL WARMTH OF A WOOD INTERIOR, THE **CONTEMPORARY CLAD** COMPLEMENTS ANY ARCHITECTURAL STYLE AND WINDOW PACKAGE. PERFECTLY PROPORTIONED, THE **CONTEMPORARY CLAD** PROVIDES A BEAUTIFUL AESTHETIC AND INCREASED THERMAL PERFORMANCE RESULTING IN OUR MOST ENERGY EFFICIENT SYSTEM.

**ALUMINUM WOOD**

THE **ALUMINUM WOOD** SYSTEM IS OUR UNIQUE DESIGN INNOVATION BASED ON THE SAME STYLING AS A TRADITIONAL WOOD CLAD DOOR. BUILT WITH THE HIGHEST QUALITY COMPONENTS AND LATEST ENGINEERING, THE **ALUMINUM WOOD** SYSTEM IS ENGINEERED FOR LARGE OPENINGS REQUIRING OVERSIZED DOOR PANELS.

**WOOD**

**LaCANTINA'S** ORIGINAL SYSTEM IS A TIMELESS CLASSIC FEATURING THE NATURAL BEAUTY AND ORGANIC AESTHETIC OF WOOD. AVAILABLE IN A WIDE RANGE OF STANDARD AND CUSTOM WOOD SPECIES, READY TO SEAL, STAIN OR PAINT.

**VINYL**

THE **VINYL FOLDING SYSTEM** BRINGS HIGH QUALITY CONTEMPORARY STYLING TO THE VINYL DOOR MARKET. DESIGNED TO APPEAL TO THE NEEDS OF A BROADER MARKET, THE VINYL SYSTEM PERFORMS WELL IN ALL ENVIRONMENTS, MATCHES POPULAR VINYL WINDOW PACKAGES AND IS THE IDEAL SOLUTION FOR HOME RENOVATIONS AND NEW CONSTRUCTION.

# FOLDING SYSTEMS





## FOLDING

THE **LaCANTINA FOLDING** SYSTEM IS WHAT WE ARE RENOWNED TO HAVE PERFECTED. AS A PIONEER IN **FOLDING DOOR SYSTEMS** **LaCANTINA** SETS THE STANDARD FOR STYLE, FUNCTION AND PERFORMANCE. USING THE HIGHEST QUALITY ROLLING HARDWARE AND ROBUST PANEL AND FRAME DESIGNS, OUR SYSTEMS PROVIDE SMOOTH AND EFFORTLESS OPERATION UNMATCHED BY OTHER LARGE OPENING DOOR SYSTEMS. WITH THE ABILITY TO SPAN ANY SIZE OPENING, MULTIPLE CONFIGURATIONS AND OPTIONS TO MEET THE DEMANDS OF ANY PROJECT, A **LaCANTINA FOLDING** SYSTEM IS THE PERFECT CHOICE.

**LaCANTINA FOLDING DOOR** SYSTEMS ARE AVAILABLE IN ALUMINUM, ALUMINUM THERMALLY CONTROLLED, ALUMINUM WOOD, CONTEMPORARY CLAD, WOOD, VINYL AND IMPACT RATED.

## FEATURES

- CLEAN CONTEMPORARY DESIGNS THAT MAXIMIZE GLASS AND LIGHT
- TOP HUNG FOR EASE OF OPERATION AND LONGER LIFESPAN
- HIGH QUALITY EXTRUDED ALUMINUM AND ENGINEERED WOOD FOR STRENGTH & PERFORMANCE
- SILL OPTIONS THAT SUIT WEATHER EXPOSURE OR FLUSH FLOOR TRANSITIONS FROM INSIDE TO OUTSIDE
- STAINLESS, BRONZE AND BLACK HARDWARE PACKAGES
- CONCEALED MULTI-POINT LOCKING SYSTEM FOR EASE OF OPERATION AND SECURITY
- HIGH WEIGHT RATED PRECISION ROLLING HARDWARE
- UNLIMITED CONFIGURATIONS UP TO 65' WIDE
- INSWING OR OUTSWING FLEXIBILITY
- UNIQUE DESIGN APPLICATIONS SUCH AS ZERO POST CORNERS AND COMBINATION DOOR AND WINDOW SYSTEMS
- IMPACT RATED SYSTEM PROVIDES ULTIMATE PERFORMANCE IN HIGH VELOCITY HURRICANE ZONE (HVHZ) AND WIND-BORNE DEBRIS AREAS
- SIMULATED DIVIDED LITE OPTIONS
- RANGE OF COMMERCIAL OPTIONS INCLUDING PANIC HARDWARE, ADA THRESHOLDS AND 10" BOTTOM RAILS
- DAILY USE DOOR OPTION FOR EASY ACCESS
- WIDE RANGE OF GLAZING OPTIONS FOR IMPROVED THERMAL PERFORMANCE, SAFETY, PROTECTION AND PRIVACY
- INTEGRATED SCREEN SYSTEMS FOR YEAR ROUND COMFORT AND PROTECTION AGAINST THE ELEMENTS

**LaCANTINA FOLDING SYSTEMS** UTILIZE ARCHITECTURAL GRADE MATERIALS AND PRECISION BEARINGS OFFERING LONG LASTING DURABILITY AND EFFORTLESS OPERATION. **LaCANTINA** HANDLE HARDWARE IS OFFERED IN A RANGE OF STYLES AND FINISHES WITH THE ABILITY TO MATCH CUSTOM HARDWARE TO EXISTING PACKAGES.

**HARDWARE**



MULTI-POINT HANDLE



FOLDING DOOR LEVER

**HARDWARE FINISH OPTIONS**



STAINLESS




BRONZE




BLACK


**SILL CONSIDERATIONS**



WEATHER RESISTANT SILL



WEATHER RESISTANT RAISED SILL



FLUSH GUIDE SILL



RAMP SILL

SILL OPTIONS THAT SUIT WEATHER EXPOSURE OR FLUSH FLOOR TRANSITIONS FROM INSIDE TO OUTSIDE.

**SIZING**

WE SPECIALIZE IN CUSTOM MADE SYSTEMS WHICH ARE AVAILABLE UP TO 65' WIDE AND 10' TALL WITH A MAXIMUM PANEL WIDTH OF 39". FOR SHORTER LEAD TIMES AND ADDITIONAL SAVINGS, OUR FOLDING SYSTEMS ARE ALSO AVAILABLE IN MOST POPULAR SIZES AND OPENINGS.

**LaCANTINA'S** POPULAR STANDARD SIZES ARE 7' AND 8' TALL AND 9', 12', 15' AND 18' WIDE.

**CONFIGURATIONS**

**LaCANTINA'S** FOLDING SYSTEMS OFFER A RANGE OF CONFIGURATIONS UP TO 20 PANELS, 10 IN EACH DIRECTION, INCLUDING A 90° ZERO POST SYSTEM. BELOW ARE A SAMPLE OF POPULAR CONFIGURATION OPTIONS.

2 PANELS



2L OR 2R

3 PANELS



3L OR 3R



2L/1R OR 1L/2R



3L/1R OR 1L/3R

4 PANELS



2L/2R



4L OR 4R

5 PANELS



5L OR 5R



4L/1R OR 1L/4R



3L/2R OR 2L/3R

**FOLDING OPTIONS**

6 PANELS



3L/3R



5L/1R OR 1L/5R



6L OR 6R

## LaCANTINA FOLDING SYSTEMS MATERIAL COMPARISON



MATERIAL	ALUMINUM	ALUMINUM THERMALLY CONTROLLED	ALUMINUM WOOD	CONTEMPORARY CLAD	WOOD	VINYL
STYLE	CONTEMPORARY	CONTEMPORARY	TRADITIONAL	CONTEMPORARY TO TRADITIONAL	TRADITIONAL TO CONTEMPORARY	CONTEMPORARY TO TRADITIONAL
PRICING	LOWER COST \$	UPGRADE \$ FOR PERFORMANCE & FEATURES	UPGRADE \$ FOR PERFORMANCE & FEATURES	UPGRADE \$ FOR PERFORMANCE & FEATURES	VALUE \$	LOWER COST \$
PANEL CONSTRUCTION	ALUMINUM	ALUMINUM WITH THERMALLY EFFICIENT CORE	ALUMINUM WITH SOLID WOOD ON THE INTERIOR	ENGINEERED WOOD CORE WITH EXTERIOR ALUMINUM	ENGINEERED WOOD CORE	VINYL
U-VALUE LOW-E 366 ARGON*	.48	.37	.38	.31	.30	.34
U-VALUE .32 OR LESS GLAZING OPTION	NO	YES	YES	YES	YES	YES
ENERGY EFFICIENCY	GOOD	BETTER	BETTER	BEST	BEST	BEST
PANEL THICKNESS	1 3/4"	2 1/4"	2 1/4"	2 1/4"	1 3/4"	1 3/4"
STOCK FINISHES	CLEAR ANODIZED BRONZE ANODIZED WHITE PAINT	CLEAR ANODIZED BRONZE ANODIZED WHITE PAINT (SPLIT FINISH FOR INTERIOR & EXTERIOR AVAILABLE)	WHITE PAINT BRONZE PAINT SHADOW BLACK PAINT	CLEAR ANODIZED BRONZE ANODIZED WHITE PAINT BRONZE PAINT SHADOW BLACK PAINT	N/A	WHITE VINYL TAN VINYL
STILE & RAIL PROFILE	2 3/4"	2 15/16"	3 5/8"	2 15/16"	3 5/8"	2 15/16"
ADDITIONAL BOTTOM RAIL OPTIONS	10" ADA	-	-	7 1/2", 10" ADA	7 1/2", 10" ADA	-
SIMULATED DIVIDING LITES (SDLs)	1" CONTEMPORARY	1" CONTEMPORARY	1" CONTEMPORARY OR TRADITIONAL	1" CONTEMPORARY OR TRADITIONAL	1" TRADITIONAL	-
IN-STOCK WOOD	-	-	VG FIR OR SAPELE MAHOGANY	VG FIR OR SAPELE MAHOGANY	VG FIR OR SAPELE MAHOGANY	-
FOLDING PANEL LOCKING	CONCEALED MULTI-POINT	CONCEALED MULTI-POINT	CONCEALED MULTI-POINT	CONCEALED MULTI-POINT	SURFACE MOUNTED LOCKING	CONCEALED MULTI-POINT

\* PERFORMANCE RESULTS BASED ON OUTSWING WEATHER RESISTANT SILL



# MULTI SLIDE SYSTEMS





**LaCANTINA'S NEW CLASS OF MULTI SLIDE** COMBINES THE PREFERRED FEATURES OF SYMMETRY, STRENGTH AND PERFORMANCE OF A LIFT SLIDE DOOR SYSTEM AND THE FUNCTIONALITY AND VALUE OF A MULTI SLIDE. OUR **NEW CLASS** OF SLIDING DOOR PROVIDES OPTIMAL AESTHETICS, PERFORMANCE AND VALUE.

## **MULTI SLIDE**

OUR PANEL DESIGN, ENGINEERED TO THE DEMANDS OF A FOLDING SYSTEM, ADAPT PERFECTLY TO A MORE ROBUST AND UNMATCHED SLIDING DOOR. WITH THE SAME CLEAN MINIMAL DESIGNS AS OUR FOLDING SYSTEMS, OUR MATCHING NARROW STILES AND LOW PROFILE RAILS MEAN SYMMETRY AND STYLE ARE NEVER COMPROMISED. OUR **MULTI SLIDE** IS A **PERFECT MATCH** TO OUR FOLDING AND SWING DOORS FOR THE **COMPLETE DOOR PACKAGE**.

**LaCANTINA MULTI SLIDE** SYSTEMS ARE AVAILABLE IN ALUMINUM, ALUMINUM THERMALLY CONTROLLED, ALUMINUM WOOD AND CONTEMPORARY CLAD.

## **FEATURES**


- OVERSIZED DOOR PANELS PROVIDING MORE GLASS AND LIGHT
- INLINE PANELS SLIDE AWAY EFFORTLESSLY WITHOUT INTERRUPTION INTO LIVING AREAS
- MULTIPLE CONFIGURATIONS AVAILABLE INCLUDING POCKETING AND ZERO POST CORNER CONFIGURATIONS
- AAMA CERTIFIED ROLLING HARDWARE TO HANDLE EXTREME PANEL WEIGHTS
- EXTRUDED COMPOSITE ACETAL WHEELS FOR QUIET OPERATION
- SELF-DRAINING WEATHER RESISTANT SILL WITH INTERIOR STOP HEIGHT OPTIONS TO PROVIDE PROTECTION AGAINST WEATHER
- FLUSH AND COMMERCIAL SILL OPTIONS
- STAINLESS, BRONZE AND BLACK HARDWARE PACKAGES
- ADVANCED SEAL SYSTEM PROVIDES ULTIMATE WEATHER PROTECTION WITHOUT COMPROMISING EASE OF OPERATION
- UNIQUE INTERLOCKING TRACK DESIGN FOR ADDED STRENGTH AND STRUCTURAL INTEGRITY
- WIDE RANGE OF GLAZING OPTIONS FOR IMPROVED THERMAL PERFORMANCE, SAFETY, PROTECTION AND PRIVACY
- INTEGRATED SCREEN SYSTEMS FOR YEAR ROUND COMFORT AND PROTECTION AGAINST THE ELEMENTS

**LaCANTINA SLIDING SYSTEMS** UTILIZE ARCHITECTURAL GRADE MATERIALS AND AAMA CERTIFIED LOW PROFILE WHEELS FOR INCREASED DURABILITY AND SMOOTHER PERFORMANCE. **LaCANTINA'S** MINIMAL ONE PIECE HANDLE HARDWARE IS OFFERED IN A STAINLESS, BRONZE AND BLACK FINISH.

**HARDWARE**



LOCKING HARDWARE



ROLLING HARDWARE  
ACETAL

**HARDWARE FINISH OPTIONS**



STAINLESS



BRONZE



BLACK


**SILL CONSIDERATIONS**



WEATHER RESISTANT SILL



FLUSH SILL



RAMP SILL

SILL OPTIONS THAT SUIT WEATHER EXPOSURE OR FLUSH FLOOR TRANSITIONS FROM INSIDE TO OUTSIDE.

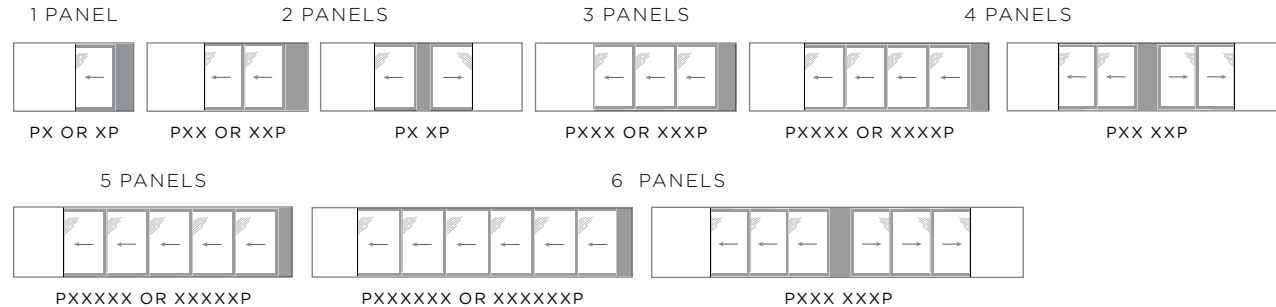
**SIZING**

OUR MULTI SLIDE SYSTEMS ARE CUSTOM MADE AND ARE AVAILABLE FOR SMALLER OPENINGS SUCH AS WINDOWS OR EXPANSIVE OPENINGS. INDIVIDUAL PANELS CAN BE UP TO 8' WIDE AND 12' TALL, BASED ON A MAXIMUM OF 60 SQ. FT. OF GLASS PER PANEL. LaCANTINA MULTI SLIDE SYSTEMS ARE ALSO AVAILABLE IN POPULAR STANDARD SIZES AND OPENINGS RANGING FROM 8' TALL AND 6',8',9',12' AND 16' WIDE.


**CONFIGURATIONS**

**LaCANTINA'S** MULTI SLIDE SYSTEMS OFFER A RANGE OF STACKING AND POCKETING CONFIGURATIONS AND ARE AVAILABLE UP TO 12 PANELS, 6 IN EACH DIRECTION. BELOW ARE A SAMPLE OF POPULAR CONFIGURATION OPTIONS.


**POCKET OPTIONS**



**STACKING OPTIONS**



## LaCANTINA MULTI SLIDE SYSTEMS MATERIAL COMPARISON



MATERIAL	ALUMINUM	ALUMINUM THERMALLY CONTROLLED	ALUMINUM WOOD	CONTEMPORARY CLAD
STYLE	CONTEMPORARY	CONTEMPORARY	TRADITIONAL	CONTEMPORARY TO TRADITIONAL
PRICING	LOWER COST \$	UPGRADE \$ FOR PERFORMANCE & FEATURES	UPGRADE \$ FOR PERFORMANCE & FEATURES	UPGRADE \$ FOR PERFORMANCE & FEATURES
PANEL CONSTRUCTION	ALUMINUM	ALUMINUM WITH THERMALLY EFFICIENT CORE	ALUMINUM WITH SOLID WOOD ON THE INTERIOR	ENGINEERED WOOD CORE WITH EXTERIOR ALUMINUM
U-VALUE LOW-E 366 ARGON*	.48	.46	.41	.34
U-VALUE .32 OR LESS GLAZING OPTION	NO	NO	YES	YES
ENERGY EFFICIENCY	GOOD	BETTER	BETTER	BEST
PANEL THICKNESS	1 3/4"	2 1/4"	2 1/4"	2 1/4"
STOCK FINISHES	CLEAR ANODIZED BRONZE ANODIZED WHITE PAINT	CLEAR ANODIZED BRONZE ANODIZED WHITE PAINT (SPLIT FINISH FOR INTERIOR & EXTERIOR AVAILABLE)	WHITE PAINT BRONZE PAINT SHADOW BLACK PAINT	CLEAR ANODIZED BRONZE ANODIZED WHITE PAINT BRONZE PAINT SHADOW BLACK PAINT
STILE & RAIL PROFILE	2 3/4"	2 15/16"	3 5/8"	2 15/16"
ADDITIONAL BOTTOM RAIL OPTIONS	10" ADA	-	-	7 1/2", 10" ADA
SIMULATED DIVIDING LITES (SDLs)	1" CONTEMPORARY	1" CONTEMPORARY	1" CONTEMPORARY OR TRADITIONAL	1" CONTEMPORARY OR TRADITIONAL
IN-STOCK WOOD	-	-	VG FIR OR SAPELE MAHOGANY	VG FIR OR SAPELE MAHOGANY
MULTI SLIDE PANEL LOCKING	CONCEALED MULTI-POINT	CONCEALED MULTI-POINT	CONCEALED MULTI-POINT	CONCEALED MULTI-POINT

\* PERFORMANCE BASED ON WEATHER RESISTANT SILL WITH 2 5/16" INTERIOR LEG HEIGHT



SWING SYSTEMS



## SWING

**SWING SYSTEMS** HAVE NEVER BEEN SUCH A FEATURE IN THE HOME. UTILIZING HEAVY DUTY, ARCHITECTURAL STAINLESS HINGES AND OUR ROBUST DOOR PANELS ENGINEERED FOR TALLER AND WIDER OPENINGS, OUR **SWING DOORS** CREATE MORE SPACE THAN TYPICAL SINGLE AND FRENCH DOORS. OUR SIGNATURE NARROW STILE AND RAIL SWING DOORS **PERFECTLY MATCH** OUR FOLDING AND MULTI SLIDE SYSTEMS TO CREATE BALANCE AND SYMMETRY FOR **A COMPLETE DOOR PACKAGE**.

**LaCANTINA SWING** SYSTEMS ARE AVAILABLE IN ALUMINUM, ALUMINUM THERMALLY CONTROLLED, ALUMINUM WOOD, CONTEMPORARY CLAD AND WOOD.

## FEATURES


- WIDER AND TALLER THAN TYPICAL SWING DOORS
- SINGLE AND DOUBLE DOOR CONFIGURATIONS AVAILABLE
- DURABLE DOUBLE LEAF BEARING HINGES FOR LARGE PANEL WEIGHTS
- CONCEALED MULTI-POINT LOCKING SYSTEM FOR EASE OF OPERATION AND SECURITY
- FLUSH THRESHOLD OPTION
- STAINLESS, BRONZE AND BLACK HARDWARE PACKAGES
- RANGE OF COMMERCIAL OPTIONS INCLUDING PANIC HARDWARE, ADA THRESHOLDS AND 10" BOTTOM RAILS
- SIMULATED DIVIDED LITE OPTIONS
- INSWING AND OUTSWING CONFIGURATIONS
- WIDE RANGE OF GLAZING OPTIONS FOR IMPROVED THERMAL PERFORMANCE, SAFETY, PROTECTION AND PRIVACY
- INTEGRATED SCREEN SYSTEMS FOR YEAR ROUND COMFORT AND PROTECTION AGAINST THE ELEMENTS

**LaCANTINA SWING SYSTEMS** UTILIZE HEAVY DUTY ARCHITECTURAL GRADE STAINLESS STEEL DUAL LEAF HINGES FOR DURABILITY AND TALLER, WIDER PANEL WEIGHTS. HIDDEN TWIN BOLT LOCK FOR A MINIMAL CLEAN AESTHETIC.

**HARDWARE**



MULTI-POINT HANDLE



HIDDEN TWIN BOLT LOCK

**HARDWARE FINISH OPTIONS**



STAINLESS



BRONZE




BLACK

SILL OPTIONS THAT SUIT WEATHER EXPOSURE OR FLUSH FLOOR TRANSITIONS FROM INSIDE TO OUTSIDE.

**SILL CONSIDERATIONS**



WEATHER RESISTANT SILL  
OUTSWING



WEATHER RESISTANT SILL  
INSWING



RAMP SILL


**SIZING**

**LaCANTINA** SWING DOORS ARE CUSTOM MADE TO ANY SIZE AND ARE AVAILABLE UP TO 7' WIDE AND 10' TALL WITH A MAXIMUM PANEL WIDTH OF 42". FOR SHORTER LEAD TIMES AND ADDITIONAL SAVINGS, OUR SWING DOOR STANDARD SIZES ARE 7' AND 8' TALL AND 6' WIDE.

**CONFIGURATIONS**

**LaCANTINA'S** SWING SYSTEMS ARE AVAILABLE IN SINGLE AND DOUBLE DOOR INSWING AND OUTSWING CONFIGURATIONS.

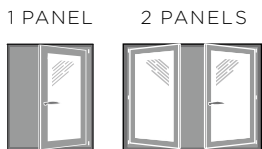
**INSWING OPTIONS**



1 PANEL  
1L OR 1R

2 PANELS  
1L / 1R


**OUTSWING OPTIONS**



1 PANEL  
1L OR 1R

2 PANELS  
1L / 1R

## LaCANTINA SWING SYSTEMS MATERIAL COMPARISON




MATERIAL	ALUMINUM	ALUMINUM THERMALLY CONTROLLED	ALUMINUM WOOD	CONTEMPORARY CLAD	WOOD
STYLE	CONTEMPORARY	CONTEMPORARY	TRADITIONAL	CONTEMPORARY TO TRADITIONAL	TRADITIONAL TO CONTEMPORARY
PRICING	LOWER COST \$	UPGRADE \$ FOR PERFORMANCE & FEATURES	UPGRADE \$ FOR PERFORMANCE & FEATURES	UPGRADE \$ FOR PERFORMANCE & FEATURES	VALUE \$
PANEL CONSTRUCTION	ALUMINUM	ALUMINUM WITH THERMALLY EFFICIENT CORE	ALUMINUM WITH SOLID WOOD ON THE INTERIOR	ENGINEERED WOOD CORE WITH EXTERIOR ALUMINUM	ENGINEERED WOOD CORE
U-VALUE LOW-E 366 ARGON*	.55	.53	.40	.33	.31
U-VALUE .32 OR LESS GLAZING OPTION	NO	NO	NO	YES	YES
ENERGY EFFICIENCY	GOOD	BETTER	BETTER	BEST	BEST
PANEL THICKNESS	1 3/4"	2 1/4"	2 1/4"	2 1/4"	1 3/4"
STOCK FINISHES	CLEAR ANODIZED BRONZE ANODIZED WHITE PAINT	CLEAR ANODIZED BRONZE ANODIZED WHITE PAINT (SPLIT FINISH FOR INTERIOR & EXTERIOR AVAILABLE)	WHITE PAINT BRONZE PAINT SHADOW BLACK PAINT	CLEAR ANODIZED BRONZE ANODIZED WHITE PAINT BRONZE PAINT SHADOW BLACK PAINT	-
STILE & RAIL PROFILE	2 3/4"	2 15/16"	3 5/8"	2 15/16"	3 5/8"
ADDITIONAL BOTTOM RAIL OPTIONS	10" ADA	-	-	7 1/2", 10" ADA	7 1/2", 10" ADA
SIMULATED DIVIDING LITES (SDLs)	1" CONTEMPORARY	1" CONTEMPORARY	1" CONTEMPORARY OR TRADITIONAL	1" CONTEMPORARY OR TRADITIONAL	1" TRADITIONAL
IN-STOCK WOOD	-	-	VG FIR OR SAPELE MAHOGANY	VG FIR OR SAPELE MAHOGANY	VG FIR OR SAPELE MAHOGANY
SWING PANEL LOCKING	CONCEALED MULTI-POINT	CONCEALED MULTI-POINT	CONCEALED MULTI-POINT	CONCEALED MULTI-POINT	CONCEALED MULTI-POINT

\* PERFORMANCE RESULTS BASED ON OUTSWING WEATHER RESISTANT SILL



# SCREENING SYSTEMS & INNOVATIVE APPLICATIONS



KALBAN ARCHITECTS | VIEWPOINT SCHOOL





**LaCANTINA DOORS** ARE DESIGNED TO SEAMLESSLY INTEGRATE WITH OUR **SCREENING SYSTEMS**. DESIGNED SPECIFICALLY FOR LARGE OPENINGS, OUR SCREENS PROVIDE PROTECTION FROM INSECTS AND OUTSIDE DEBRIS WITHOUT COMPROMISING THE INDOOR OUTDOOR EXPERIENCE.

## **SCREENING SYSTEMS**

WHEN NOT IN USE, OUR **SCREEN** AND **BLIND** SYSTEMS SLIDE NEATLY BEHIND THE DOOR OPENING SO THAT VIEWS THROUGH OPEN DOORS AND FIXED PANELS ARE UNOBSTRUCTED. OUR SCREENING SOLUTIONS CAN BE APPLIED TO OUR FOLDING, MULTI SLIDE AND SWING DOORS TO FURTHER ENHANCE OUR **MATCHING PRODUCT LINE**.

OUR **PLEATED SCREEN** OFFERS A SIMPLE YET AFFORDABLE SOLUTION TO FILTER UNWANTED OUTSIDE ELEMENTS. ITS DURABLE MESH WITHSTANDS HIGH WINDS AND IS EASILY ADJUSTED. OUR **NON-PLEATED SCREEN** PROVIDES GREATER TRANSPARENCY AND OFFERS A RANGE OF INSECT MESH AND BLIND OPTIONS. THE BLIND OPERATES LIKE THE SCREEN AND OFFERS COMPLETE PRIVACY AND IMPROVED ENERGY EFFICIENCY BY DEFLECTING HARMFUL UV RAYS. HAVING AN INSECT SCREEN HORIZONTALLY OPERATE FROM ONE SIDE AND A BLIND PULL OUT FROM THE OPPOSITE SIDE, THE **NON-PLEATED SCREEN** PROVIDES OPTIMAL FLEXIBILITY.

## **WINDOW SYSTEMS**

OUR INNOVATIVE **WINDOW** SYSTEMS ENHANCE ANY RESIDENTIAL OR COMMERCIAL PROJECT. **WINDOW** SYSTEMS CAN BE DESIGNED AND BUILT FROM ANY OF OUR PRODUCT SERIES AND PROVIDE OPEN VIEWS AND INCREASED CIRCULATION; PERFECT FOR ANY LIVING AREA IN THE HOME.

## **SERVERY WINDOW**

OUR **SERVERY WINDOW** IS A GREAT SOLUTION TO COMPLETELY OPEN UP A KITCHEN, CONNECT TO OUTSIDE BARBECUE AND LIVING AREAS AND CREATE AN IDEAL SETTING FOR ENTERTAINING. THIS INNOVATIVE APPLICATION REQUIRES NO BOTTOM TRACK ALLOWING FOR A CONTINUOUS COUNTERTOP FROM INTERIOR TO EXTERIOR. THE SERVERY PROVIDES A LARGE PASS THROUGH OPENING AND IS PERFECT FOR AN OUTDOOR BAR AND SEATING, ELIMINATING IMPRACTICAL WINDOW SOLUTIONS SUCH AS CASEMENTS AND OTHER WINDOW COMBINATIONS THAT LIMIT USE AND CLOSE OFF SPACE.

## **COMBINATION DOOR & WINDOW**

THE **COMBINATION** OF A **FOLDING OR SLIDING DOOR & WINDOW SYSTEM** ALLOWS OUR WINDOWS TO BE CONNECTED WITH OUR DOORS WITHOUT THE NEED FOR A SUPPORTING WALL OR POST. A MULTIPLE PANEL DOOR & WINDOW SYSTEM CAN COMPLETELY TRANSFORM AND OPEN A KITCHEN'S INDOOR AND OUTDOOR SPACE, A PERFECT APPLICATION FOR AN OUTDOOR ENTERTAINMENT AREA. AVAILABLE ACROSS OUR ENTIRE PRODUCT LINE.

## **ZERO POST CORNERS**

BY **COMBINING TWO DOOR SYSTEMS**, A 90° **ZERO POST CORNER SYSTEM** OPENS THE WHOLE CORNER OF LIVING ROOM AREAS. THIS UNIQUE APPLICATION PROVIDES UNINTERRUPTED VIEWS WITHOUT THE NEED FOR A SUPPORTING WALL OR POST AND CAN BE COMBINED WITH OUR PLEATED SCREEN.

**GLASS**

ALL **LaCANTINA DOORS** FEATURE CARDINAL GLASS, THE LEADING GLASS COMPANY IN THE U.S. SELECT FROM A WIDE RANGE OF GLASS TYPES TO MATCH WINDOW PACKAGES OR MEET ENERGY CODE REQUIREMENTS. DUAL GLAZED LOË GLASS COMES STANDARD ACROSS OUR ENTIRE PRODUCT LINE. SIMULATED DIVIDED LITES ARE ALSO AVAILABLE.


AVAILABLE FOR ALUMINUM, ALUMINUM THERMALLY CONTROLLED AND CONTEMPORARY CLAD SYSTEMS.



CLEAR ANODIZED BRONZE ANODIZED WHITE

AVAILABLE FOR ALUMINUM WOOD AND CONTEMPORARY CLAD SYSTEMS.

**IN-STOCK COLORS\***



SHADOW BLACK WHITE BRONZE

AVAILABLE FOR VINYL SYSTEMS.



WHITE TAN

OPTIONAL COLORS ARE AVAILABLE IN A WIDE RANGE OF THE MOST POPULAR COLORS IN THE MARKETPLACE TODAY.



FAST TRACK WHITE ABALONE BONE WHITE SANDTONE CASHMERE PUTTY

PEBBLE GRAY PATINA HARTFORD GREEN\*\* ROSEWOOD BRICK RED MESA RED\*\*

BOYSENBERRY TERRATONE DARK CHOCOLATE BROWN TUSCANY BROWN TRUFFLE

STATUARY BRONZE CHESTNUT BRONZE MEDIUM BRONZE MIDNIGHT BRONZE FASHION GRAY COLONIAL GRAY

CHARCOAL BLACK CLEAR ANODIZED BRONZE ANODIZED

**OPTIONAL COLORS\***

**IN-STOCK WOOD**



VERTICAL GRAIN DOUGLAS FIR SAPELE MAHOGANY

**CUSTOM OPTIONS\***

CUSTOM COLORS ARE AVAILABLE TO MATCH VIRTUALLY ANY FINISH. A 2-COAT 70% KYNAR PAINT IS STANDARD. POWDERCOAT AND WOOD GRAIN FINISHES ARE ALSO AVAILABLE. CUSTOM WOOD IS ALSO AVAILABLE. POPULAR SPECIES INCLUDE OAK, MAPLE, CHERRY, ALDER & WALNUT.

\*ACTUAL COLORS MAY VARY. SAMPLES AVAILABLE UPON REQUEST. \*\*HIGHER SETUP COSTS FOR PREMIUM OPTIONAL COLORS MAY APPLY.



ARCHITECT BOOTH HANSEN | PHOTOGRAPHER STEVE HALL © HEDRICH BLESSING

**GREEN DESIGN & SUSTAINABILITY**

**LaCANTINA** PRIDES ITSELF ON A LIFESTYLE DEVOTED TO HEALTHY LIVING AND ECO-INITIATIVES. OUR PRODUCTS CONTRIBUTE TO LEED PROJECT CERTIFICATION AND WE USE RECYCLED AND RECYCLABLE PACKAGING MATERIALS AS PART OF OUR COMMITMENT TO A SUSTAINABLE FUTURE. AS A MEMBER OF THE U.S. GREEN BUILD COUNCIL OUR PRODUCTS ARE THERMALLY EFFICIENT AND MEET ENERGY STANDARDS THROUGH SMART DESIGN.

**LEARN MORE**

TO LEARN MORE ABOUT **LaCANTINA DOORS** INCLUDING COMPLETE & UPDATED PRODUCT INFORMATION, SYSTEM DETAILS & SPECIFICATIONS, PRICING, APPLICATIONS, CASE STUDIES AND MORE, PLEASE VISIT **[WWW.LACANTINADOORS.COM](http://WWW.LACANTINADOORS.COM)**





1875 ORD WAY | OCEANSIDE | CA | 92056

TEL. **888.221.0141**

**LACANTINADOORS.COM**



DESAI RESIDENCE | BUILD LLC